

















Contents

	Getting started The journey starts here	3
	Acknowledgements Fellow map readers and writers	7
	About the authors Map writers	9
	Using this pack Unfolding the map	11
	Planning an evaluation Preparing for the journey	15
	Who will take part in the evaluation? What resources will they need? Fellow travellers on the journey	23
	How to collect information Signposts for the journey	25
	Basic information to collect Mapping your progress	57
	Making sense of your information Reviewing your mapping work	61
	How far have we come? Reviewing your work Looking back to where you have travelled from	65
	Presenting your findings and letting people know about them Reaching your destination	67
	Other issues to consider Other travel information	71
	Avoiding pitfalls The weather takes a turn for the worse! Remember your umbrella	75
	More information	77
	1 Glossary	77
	2 Evaluation questions that may be useful	85
	3 Useful groups and publications	91